



Model Code:

LPW	24	45	-T	-A	-0G
A	B	C	D	E	F

A: Series
B: 12 - 120V 24 - 240V
20 - 208V 27 - 270V
C: Watts (1250 to 4500)
D: Thermostat (optional)
E: Color
F: Retrofit Grill



- Pic-A-Watt® Element
- Multiple Wattage Options
- Long life Unit Bearing Motor
- Patented Smart Limit Protection®
- 5-Blade Aluminum Fan
- 20 gauge powder-coated grill
- Selector Switch: Fan/Heat/Off
- Standard color: white
- (optional almond color available)
- 120, 208, 240, or 277 Volts
- 5-year limited warranty



The LPW Large Wall Heater

The LPW offers higher output than our industry leading PAW heater. King's exclusive dual Pic-A-Watt steel fin elements allow customers to select from a range of wattage options, tailoring the heater to an area's specific heating requirements. With up to 4500W, this is our most popular large wall heater, used in both residential and commercial applications. Standard with a 3-position selector switch, it has a fan delay to help dissipate heat from the high-mass steel plate fin elements thereby prolonging heater life and increasing energy efficiency. The high quality built-in thermostat has degrees on the label so temperature selection is easy and accurate.

Ordering Information

*Add suffix -A for optional Almond color

MODEL	UPC	VOLTS	WATTS	AMPS	SHIP WEIGHT lbs
LPW1227T	18187	120	1250•1500•1750•2000•2250•2750	10.4-22.9	19
LPW2045T	18161	208	2250•2750•3000•3250•3500•3750•4000•4500	10.8-21.6	19
LPW2445T	18160	240/208	2250•2750•3000•3250•3500•3750•4000•4500	9.4-18.8	19
LPW2740T	18163	277	2000•3000•4000	7.2-14.4	19

*Dual rated heaters will draw 13% less amps and 25% less wattage when operated at 208V.

Engineering Specifications

Contractor shall supply and install LPW Series in-wall mounted forced-air electric heaters manufactured by King Electrical Mfg. Company, of the wattage and voltage as indicated on the plans.

Motor: Heavy-duty, cast iron, unit bearing, permanently lubricated with 20cc oil reservoir, 1440 RPM. Enclosed impedance protected with intake air cooling motor for increased bearing life.

Fan: High efficiency, dynamically balanced 5-blade aluminum fan. 185 CFM.

Thermostat: 1-Pole built-in thermostat 45-80°F operating range.

Elements: Element assemblies shall consist of three steel sheathed heating tubes in a furnace-brazed, plate-finned, block design. Each sheathed tube shall contain coiled Ni-Chrome wire, embedded in an insulator of Magnesium Oxide. The element assembly shall provide up to seven (7) possible wattage configurations available for selection during field installation. The use of external resistors, diodes, or other weak links to obtain multiple wattages will not be accepted.

Thermal Overload: Heaters shall be equipped with King's patented thermal overload Smart Limit Protection®, which disconnects elements and motor in the event normal operating temperatures are exceeded. If thermal overload trips due to abnormal operating temperatures, thermal overload shall remain open until manually reset by turning the heater off for 15 minutes.

Fan / Heat / Off Switch: 3-position switch provides heating and summer fan-only operation. The DPST off switch provides a "positive off" that disconnects all ungrounded conductors.

Wall-box: 20 gauge electro-galvanized steel with factory installed ground-wire. Minimum 4" clearance to floors and 6" to sidewalls. Zero clearance to combustibles in the wall. Recommended 10" clearance to floors and 16" to sidewalls.

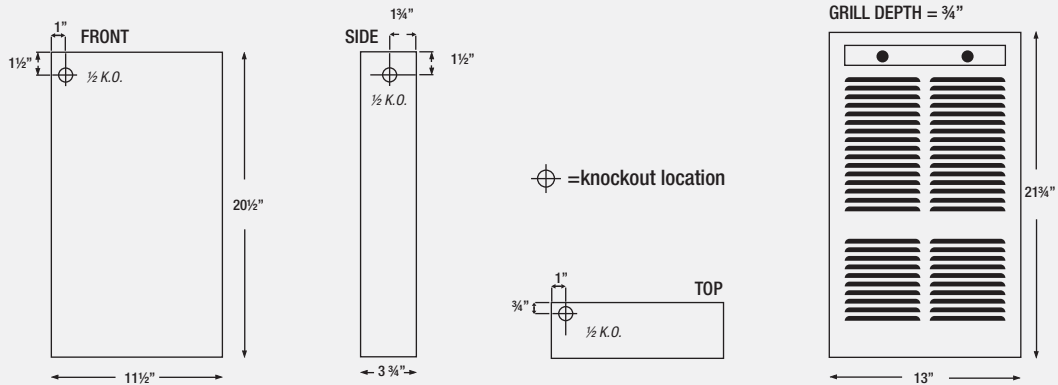
Grill: 20 gauge steel finished in a gloss white, powder-coated paint.

Options: Wired for remote thermostat, retrofit grill, and surface wall-box.

Approvals: cULus

Large Wall Heater LPW Series

Dimensional Data




Options

ADD SUFFIX	DESCRIPTION	WEIGHT lbs
-A	Almond Color	19
-I	Interior and Grill Only (no wall can)	15
-H	Interior Only (no wall can or grill)	15
-T	Factory Installed Single Pole Thermostat Kit	19.5
-OG	Retrofit Grill	24

Accessories

MODEL	UPC	DESCRIPTION	WEIGHT lbs
UWIC	12590	Recess Wall Can	6.5
UWSA	12599	Surface Can - White	7.5
UWSA-A	12595	Surface Can - Almond	7.5
LPWG	18171	Grill - White	4.5
LPWG-A	18285	Grill - Almond	4.5
LPWOG	18159	21 3/4" H x 15 1/2" W Oversize Grill - White	6.0
LPWOG-XL	18184	21 3/4" H x 16 1/2" W Oversize Grill	6.5
LPW-TPC	18174	Tamper-proof Cover for Controls 3 1/4" x 3 1/4" x 18 3/4"	1.5
LPT-1	18155	Single Pole Single Throw Thermostat Kit (replacement only)	0.6

LPW-TPC



LPWOG

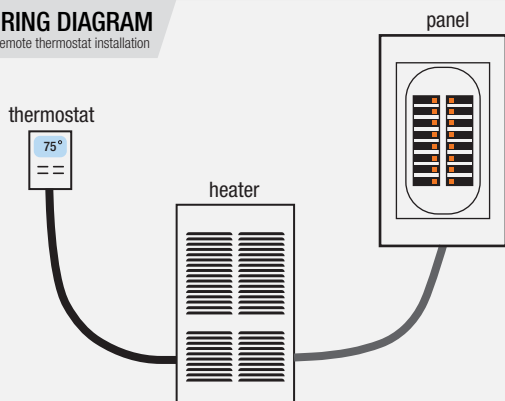


UWSA



WIRING DIAGRAM

for remote thermostat installation



Power must be routed to the heater first, and then to the remote thermostat. This is due to the fan delay circuit needed to cool the element on shut down.

Exploded View

